


611 Series

A07 - Wall to Wall or Ceiling to Ceiling

A09 - Wall to Corner or Wall to Ceiling



Movement Rating ± 50%

Product Guide



Seismic



Exterior



Interior



Fire Rated Option



Vapor Barrier Option

- ▶ Flush mount interior and exterior systems reduce sightline
- ▶ Santoprene® seals - Field heat weldable for weather tight transitions
- ▶ Standard seal colors: black, beige, gray, off white and bright white. Custom colors available upon request
- ▶ System does not include backseal
- ▶ May be installed to various substrates with mechanical anchors or epoxy adhesive

Application	System	W		H1		H2		S		B		Movement +/-			
		Joint Width		Frame Height 1		Height 2		Sightline		Blockout		Horizontal		Vertical	
		US	mm	US	mm	US	mm	US	mm	US	mm	US	mm	US	mm
Wall/Wall Ceiling/Ceiling	611-A07-050	2"	51	2 3/8"	60	*	*	2"	51	*	*	1"	25	1"	25
	611-A07-075	3"	76	2 3/8"	60	*	*	3"	76	*	*	1 1/2"	38	1 1/2"	38
	611-A07-100	4"	102	2 3/8"	60	*	*	4"	102	*	*	2"	51	2"	51
	611-A07-125	5"	127	2 3/8"	60	*	*	5"	127	*	*	2 1/2"	63	2 1/2"	63
	611-A07-150	6"	152	2 3/8"	60	*	*	6"	152	*	*	3"	76	3"	76
Wall/Corner Wall/Ceiling	611-A09-050	2"	51	2 3/8"	60	*	*	2"	51	*	*	1"	25	1"	25
	611-A09-075	3"	76	2 3/8"	60	*	*	3"	76	*	*	1 1/2"	38	1 1/2"	38
	611-A09-100	4"	102	2 3/8"	60	*	*	4"	102	*	*	2"	51	2"	51
	611-A09-125	5"	127	2 3/8"	60	*	*	5"	127	*	*	2 1/2"	63	2 1/2"	63
	611-A09-150	6"	152	2 3/8"	60	*	*	6"	152	*	*	3"	76	3"	76

IPC.858/REV.14

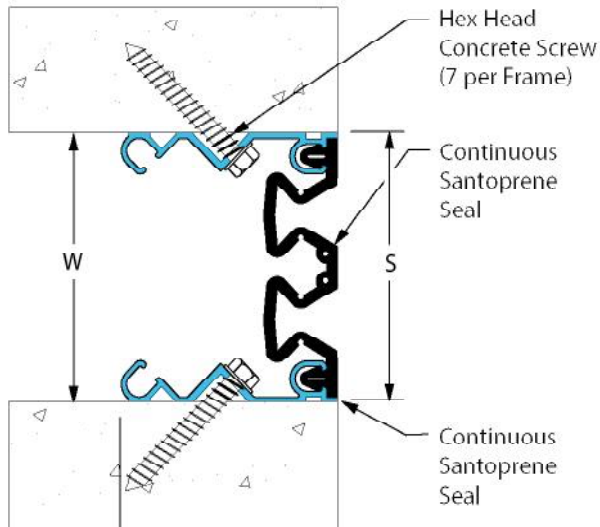
Inprocorp.com • 800.222.5556 • 262.679.9010
World Headquarters S80 W18766 Apollo Drive, Muskego, WI 53150 USA

JOINTMASTER®
EXPANSION JOINT SYSTEMS
A DIVISION OF INPRO®

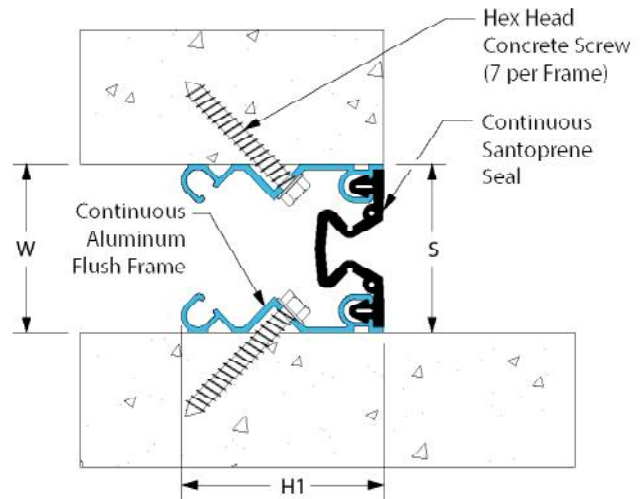
611 Series

Flush Mount Wall and Ceiling Systems

611-A07 Wall/Wall Ceiling/Ceiling
(3" (75mm) system shown)

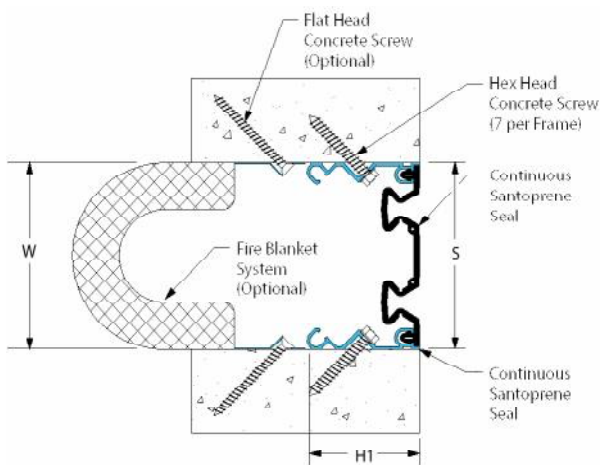


611-A09 Wall/Corner Wall/Ceiling
(2" (50mm) system shown)



611 Series Options

611-A07 Wall/Wall Ceiling/Ceiling
(3" (75mm) system shown)



611-A09 Wall/Corner Wall/Ceiling
(2" (50mm) system shown)

