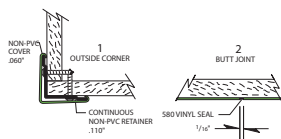




Palladium® G2 Sheet



- Made with G2 BioBlend™, Inpro's exclusive blend of PETG and biopolymer.
- Available in Solid Color
- Carries a Class A fire rating and offers high impact resistance
- Accessories, including top caps, divider bars and color-matched caulk provide a continual seamless look
- Meets the most rigorous standards and criteria of chemical emissions as prescribed by the GREENGUARD Environmental Institute
- Has been tested and meets GREENGUARD Environmental Institute's and the state of California's requirements for low emitting products as tested by Air Quality Sciences
- Has been tested and meets the GREENGUARD Children & School chemical emissions levels



IPC.-1186/REV.14

Palladium® G2 Sheet

Suggested Specifications

PART 1 – GENERAL

1.01 SUMMARY

A. Non PVC sheet for wall protection and decoration

1.02 SECTION INCLUDES

A. Palladium® G2 Sheet

1.03 REFERENCES

- A. American Society for Testing and Materials (ASTM)
- B. National Fire Protection Association (NFPA)
- C. Society of Automotive Engineers (SAE)

1.04 SYSTEM DESCRIPTION

- A. Performance Requirements: Provide Palladium® G2 Sheet that conforms to the following requirements of regulatory agencies and the quality control of IPC Door and Wall Protection Systems™, InPro Corporation.
 - 1. Fire Performance Characteristics: Provide Palladium® G2 Sheet material conforming with the NFPA Class A fire rating. Surface burning characteristics, as determined by ASTM E-84, shall be flame spread of 25 or less and smoke development of 450 or less.
 - 2. Impact Strength: Provide materials that have been tested in accordance with the applicable provisions of ASTM D-256, Impact Resistance of Plastics.
 - 3. Chemical and Stain Resistance: Provide material that shows resistance to stain when tested in accordance with applicable provisions of ASTM D-543.
 - 4. Fungal and Bacterial Resistance: Provide material that does not support fungal or bacterial growth as tested in accordance with ASTM G-21 and ASTM G-22.
 - 5. GREENGUARD Certified: Provide GREENGUARD Certified sheet. Sheet shall meet the requirements of GREENGUARD Certification Standards for Low-Emitting Products and GREENGUARD Product Emission Standard for Children & Schools.
 - 6. Color Consistency: Provide components matched in accordance with SAE J-1545 - (Delta E) with a color difference no greater than 1.5 units using CIE Lab, CIE CMC, CIE LCh, Hunter Lab or similar color space scale systems.
- #### 1.05 SUBMITTALS
- A. Product Data: Manufacturer's printed product data for each type of Palladium® G2 Sheet specified.
 - B. Detail Drawings: Mounting details with the appropriate adhesives for specific project substrates.
 - C. Samples: Verification samples of Palladium® G2 Sheet, 8" (203mm) square, of each type and color indicated.
 - D. Manufacturer's Installation Instruction: Printed installation instructions for Palladium® G2 Sheet.

1.06 DELIVERY, STORAGE AND HANDLING

- A. Deliver materials in unopened factory packaging to the jobsite
- B. Inspect materials at delivery to assure that specified products have been received.
- C. Store in original packaging in a climate controlled location away from direct sunlight.

1.07 PROJECT CONDITIONS

- A. Environmental Requirements: Products must be installed in an interior climate controlled environment.

1.08 WARRANTY

- A. Standard InPro Limited Lifetime Warranty against material and manufacturing defects.

PART 2 - PRODUCTS

2.01 MANUFACTURER

- A. Acceptable Manufacturer: IPC Door and Wall Protection Systems™, InPro Corporation, PO Box 406, Muskego, WI 53150, USA; Telephone: 800.222.5556, Fax: 888.715.8407, www.inprocorp.com
- B. Substitutions: Not permitted
- C. Provide all Palladium® G2 Sheet and wall protection from a single source.

2.02 MANUFACTURED UNITS

- A. Palladium® G2 Sheet
 - 1. Palladium® G2 Sheet Options
 - Item # Dimensions Thickness
 - G2-405 4'x8' (1.22m x 2.44m) .040" = 3/64" (1mm), standard
 - G2-406 4'x8' (1.22m x 2.44m) .060" = 1/16" (1.5mm), standard
- Also available:
 - 4' x 10' (1.22m x 3.04m) sheets - thickness, .040" (1mm), or .060" (1.5mm)
- Custom sizes - available
- Backing – unbacked

2. Accessories:

- A. Non PVC
 - G2-407 Top Cap; Length: 8' (2.44m) standard, 10' (3.04m) available
 - G2-408 Vertical Divider Bar; Length: 8' (2.44m) standard, 10' (3.04m) available
 - G2-409 Inside Corner; Length: 8' (2.44m) standard, 10' (3.04m) available
 - G2-417 Top Cap for .080" sheet; Length: 8' (2.44m) standard, 10' (3.04m) available
 - G2-418 Vertical Divider Bar for .080" sheet; Length: 8' (2.44m) standard, 10' (3.04m) available
 - G2-419 Inside Corner for .080" sheet; Length: 8' (2.44m) standard, 10' (3.04m) available
- B. Stainless Steel
 - 407SS Stainless Steel Top Cap; Length: 8' (2.44m) standard
 - 408SS Stainless Steel Vertical Divider Bar; Length: 8' (2.44m) standard
- C. Aluminum
 - 407A Aluminum Top Cap; Length: 8' (2.44m) standard, 10' (3.04m) available.
 - 408A Aluminum Vertical Divider Bar; Length: 8' (2.44m) standard, 10' (3.04m) available.
 - 409A Aluminum Inside Corner; Length: 8' (2.44m) standard, 10' (3.04m) available.
 - 420A Aluminum Outside Corner ; Length: 8' (2.44m) standard, 10' (3.04m) available.
- D. Outside Corners
 - G2-3412 or G2-11212 Outside Corners
- E. Color Matched Caulk

2.03 MATERIALS

- A. G2 BioBlend® sheet material shall be extruded from chemical and stain-resistant reformulated PETG.

2.04 ACCESSORIES

- A. Top caps, vertical divider bars and inside corners: Accessory trim pieces shall be extruded from chemical and stain resistant non-PVC thermoplastic.
- B. Stainless steel top caps shall be made of #400 series stainless steel.
- C. Stainless steel vertical divider bars shall be #400 series stainless steel on galvanized steel.
- D. Aluminum top caps, inside corners, divider bars shall be extruded from 6063-T5 aluminum.
- E. Color Matched Caulk

2.05 FINISHES

- A. Color of Palladium® G2 Sheet to be selected by the architect from the Palladium® G2 Sheet finish selection. Surface shall have a velvet texture.
- B. Non-PVC top caps, vertical divider bars and inside corner colors to be selected by the architect from the InPro finish selection. Surface shall have a smooth finish.
- C. Stainless Steel Accessories: Top caps and divider bars shall have a polished finish.
- D. Aluminum Accessories: Top caps, inside corners and divider bars shall be clear anodized.
- E. Accessories: Color matched caulk shall be of a color matching the G2 Series Sheet

PART 3 - EXECUTION

3.01 EXAMINATION

- A. Examine areas and conditions in which the sheet will be installed.
- 1. Complete all finishing operations, including painting, before beginning installation of Non PVC sheet materials.
- B. Wall surface shall be dry and free from dirt, grease and loose paint.

3.02 PREPARATION

- A. General: Prior to installation, clean substrate to remove dust, debris and loose particles.

3.03 INSTALLATION

- A. General: Locate the Palladium® G2 Sheet as indicated on the approved detail drawing for the appropriate substrate and in compliance with the InPro installation instructions. Install level and plumb at the height indicated on the drawings.
- B. Installation of Palladium® G2 Sheet
 - 1. Adhere to substrate with InPro Bond, a freeze-thaw stable, nonflammable, high strength, water based adhesive that trowels on and allows approximately 20 minutes working time before firming.
 - 2. Adhere to substrate with Fastbond 30, a nonflammable, high strength, water dispersed contact adhesive, with very little odor. Smooth roll surface.

3.04 CLEANING

- A. At completion of the installation, clean surfaces in accordance the InPro cleanup and maintenance instructions.